


OFFICIAL RESULTS

November 3, 2009 General Municipal Election

Canvass Report November 10, 2009

| | Early Voting | CP1 (01-01S) | CP2 (02-02S) | CP3 (03-06) | CP4 (04) | CP5 (05-11) | CP7 (07-12) | CP8 (08-09) | CP10 (10-10S) | PROV/ABS | TOT |
|-----------------------------------|-----------------|-----------------|-----------------|----------------|-------------|----------------|----------------|----------------|------------------|----------|-------|
| American Fork City | | | | | | | | | | | |
| Precincts Counted | 368 | 1486 | 934 | 2250 | 1184 | 2191 | 2108 | 2699 | 1342 | 37 | 14194 |
| Registered Voters | | 254 | 150 | 521 | 237 | 465 | 561 | 634 | 429 | | 3656 |
| Ballots Cast | | | | | | | | | | | |
| | | 100.00% | | | | | | | | | |
| | | 100.00% | | | | | | | | | |
| | | 25.75% | | | | | | | | | |
| Candidates – Mayor | | | | | | | | | | | |
| James H. Hadfield | 232 | 157 | 92 | 353 | 190 | 334 | 262 | 368 | 206 | 22 | 2216 |
| Heber Thompson | 132 | 91 | 56 | 164 | 43 | 130 | 286 | 257 | 221 | 14 | 1394 |
| Candidates – City Council 4 years | | | | | | | | | | | |
| Marc J. Ellison | 198 | 105 | 78 | 291 | 113 | 245 | 231 | 358 | 157 | 22 | 1798 |
| Jess Green | 104 | 90 | 54 | 117 | 93 | 124 | 102 | 160 | 80 | 11 | 935 |
| Dale O. Gunther | 178 | 152 | 68 | 256 | 99 | 225 | 393 | 337 | 292 | 21 | 2021 |
| Heidi K. Rodeback | 243 | 145 | 84 | 324 | 157 | 311 | 353 | 374 | 304 | 17 | 2312 |
| Number of Spoiled Ballots | 4 | 2 | 0 | 4 | 0 | 2 | 1 | 11 | 0 | | 24 |



Richard M. Colborn

Richard M. Colborn, City Recorder

Greg Bell, Lt. Governor
 Utah State Capitol Complex
 PO Box 142325
 Salt Lake City, Utah 84114

November 3, 2009 Election Returns

The Honorable Lt. Governor:

| CANDIDATE'S NAME | OFFICE & TERM | TOTAL VOTES | |
|--------------------|---------------|--------------------|----|
| J. Howard Anderson | Mayor - 4 yr. | 59 | |
| Steve Jokes | | 4 | |
| Autumn Blackner | | 2 | |
| Tim Holmes | | 2 | |
| Ken Strickland | | 1 | |
| Troy Gifford | | 1 | |
| Chris Morphy | | Councilman - 4 yr. | 68 |
| Brad Norris | | | 36 |
| Sheila McKinney | | | 36 |
| Ken Strickland | | | 2 |
| Carol Peterson | | | 2 |
| Steve Jokes | 2 | | |
| Dennis Malmstrom | 1 | | |
| Sharon Cook | 1 | | |
| Tim Holmes | 1 | | |

The tie between Brad Norris + Sheila McKinney was broken by casting lots.
 Brad Norris won.

Winners

| | |
|--------------------|------------|
| J. Howard Anderson | Mayor |
| Chris Morphy | Councilman |
| Brad Norris | Councilman |

The above report lists the official results of the Municipal or Special District Election held November 3, 2009 in the

Cedar Fort

Municipality, _____ Special District

Cedar Fort

, Utah, Zip Code 84013

By

Vonda Cook


 City Recorder, Town Clerk, _____ Special District


**CITY OF CEDAR HILLS
REPORT OF MUNICIPAL GENERAL ELECTION RESULTS
NOVEMBER 3, 2009**

| Mayor (4-year term) | CH01 | CH02 | CH03 | CH04 | Provisional | Total |
|---|-------------|-------------|-------------|-------------|--------------------|--------------|
| Jerry W. Dearinger | 133 | 221 | 102 | 267 | 2 | 725 |
| Eric Richardson * | 365 | 188 | 275 | 154 | 16 | 998 |
| Council (4-year term) | CH01 | CH02 | CH03 | CH04 | Provisional | Total |
| Curt Crosby | 135 | 203 | 91 | 247 | 2 | 678 |
| Scott Jackman * | 355 | 199 | 276 | 160 | 15 | 1005 |
| Stephanie Martinez * | 346 | 181 | 276 | 156 | 15 | 974 |
| Paul R. Sorensen | 151 | 217 | 101 | 267 | 4 | 740 |
| VOTER TURNOUT | | | | | | |
| # of Registered Voters | 1320 | 1039 | 1446 | 1200 | | 5005 |
| Ballots Cast (+ provisionals & 2 absentee during the canvass) | 510 | 411 | 380 | 423 | | 1724 |
| Turnout Percentage | 38% | 39% | 26% | 35% | | 34% |
| Provisional Ballots Issued | 18 | 2 | 2 | 2 | | |
| Provisional Ballots Counted | 12 | 2 | 2 | 2 | | |


The Board of Canvassers certified the above results on Tuesday, November 10, 2009. Those candidates marked with a * were elected to office.



Michael C. McGee, Mayor


Charelle Bowman, City Council


Ken Kirk, City Council


Jim Perry, City Council



Eric Richardson, City Council


Marisa Wright, City Council

The above report lists the official results of the Municipal General Election held November 3, 2009 in the City of Cedar Hills, Utah, 84062.

Dated this 10th day of November, 2009.


Kim E. Holindrake, City Recorder



RESOLUTION NO. 09-40

**A RESOLUTION OF THE DRAPER CITY COUNCIL
DECLARING THE RESULTS OF THE NOVEMBER 3, 2009
GENERAL ELECTION CANVASS**

WHEREAS, Draper City held a General Election on November 3, 2009 for the Mayor and two City Council positions; and

WHEREAS, Utah Code Title 20A-4-304 requires that the board of canvassers shall declare as "elected" those persons who had the highest number of votes and shall certify the results of the election.

NOW, THEREFORE, BE IT RESOLVED BY THE CITY COUNCIL OF DRAPER CITY, STATE OF UTAH, AS FOLLOWS:

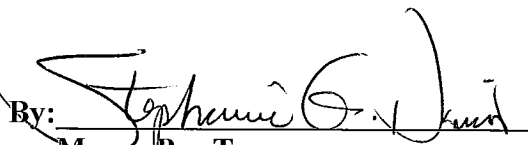
Section 1. The election results as shown in Exhibit A are accepted and declared and certified to be the official canvass results for the November 3, 2009 general election for Draper City.

Section 2. **Darrell H. Smith** is hereby declared as "elected" as the **Mayor** of Draper City. **William E. Rappleye** and **Jeff Stenquist** are hereby declared as "elected" as **Councilmembers** for Draper City.

Section 3. Effective Date. This Resolution shall become effective immediately upon its passage.


**PASSED AND ADOPTED BY THE CITY COUNCIL OF DRAPER CITY,
STATE OF UTAH, THIS 17th DAY OF NOVEMBER, 2009.**

DRAPER CITY

By: 
Mayor Pro Tem

ATTEST:


City Recorder



FINAL OFFICIAL ELECTION RESULTS
 2009 MUNICIPAL GENERAL ELECTION
 SALT LAKE COUNTY, UTAH

Date:11/16/2009
 Time:04:19:53 PM
 Page:1 of 1

Registered Voters 20185 - Cards Cast 3584 17.76%

Num. Report Precinct 33 - Num. Reporting 33 100.00%

| Draper Mayor | | | |
|---------------------|------------|---------|--|
| | Total | | |
| Number of Precincts | 33 | | |
| Precincts Reporting | 33 | 100.0 % | |
| Times Counted | 3584/20185 | 17.8 % | |
| Total Votes | 3535 | | |
| DARRELL H. SMITH | 2531 | 71.60% | |
| BILL COLBERT | 978 | 27.67% | |
| Write-in Votes | 26 | 0.74% | |

| Draper Cncl at Lg(2) | | | |
|----------------------|------------|---------|--|
| | Total | | |
| Number of Precincts | 33 | | |
| Precincts Reporting | 33 | 100.0 % | |
| Times Counted | 3584/20185 | 17.8 % | |
| Total Votes | 6596 | | |
| WILLIAM E. RAPPLEYE | 1884 | 28.56% | |
| JEFF STENQUIST | 1838 | 27.87% | |
| GREGORY POWERS | 1452 | 22.01% | |
| PAUL EDWARDS | 1379 | 20.91% | |
| Write-in Votes | 43 | 0.65% | |

FINAL OFFICIAL ELECTION RESULTS
 2009 MUNICIPAL GENERAL ELECTION
 SALT LAKE COUNTY, UTAH
 STATEMENT OF VOTES CAST

| Jurisdiction | TURNOUT | | Reg. Voters | | Times Counted | Total Votes | DARRRELL H. SMITH | | Writes-in Votes |
|-------------------|-------------|------------|-------------|-------------|---------------|-------------|-------------------|-------------------|-----------------|
| | Reg. Voters | Casts Cast | % Turnout | Reg. Voters | | | REL. CUIBERT | DARRRELL H. SMITH | |
| 4800 | | | | | | | | | |
| Jurisdiction Wide | | | | | | | | | |
| Polis | 830 | 44 | 5.37% | 44 | 820 | 23 | 52.27% | 20 | 45.45% |
| AB-VBM | 820 | 31 | 3.78% | 30 | 820 | 16 | 53.33% | 14 | 46.67% |
| Early Voting | 820 | 6 | 0.73% | 6 | 820 | 1 | 16.67% | 5 | 83.33% |
| In-Office Voting | 820 | 0 | 0.00% | 0 | 820 | 0 | 0.00% | 0 | 0.00% |
| Total | 820 | 81 | 9.88% | 81 | 820 | 40 | 50.00% | 39 | 48.75% |
| 4801 | | | | | | | | | |
| Polis | 794 | 83 | 10.45% | 82 | 794 | 33 | 40.24% | 49 | 50.76% |
| AB-VBM | 794 | 37 | 4.66% | 37 | 794 | 18 | 48.65% | 17 | 45.95% |
| Early Voting | 794 | 0 | 0.00% | 0 | 794 | 0 | 0.00% | 0 | 0.00% |
| In-Office Voting | 794 | 0 | 0.00% | 0 | 794 | 0 | 0.00% | 0 | 0.00% |
| Total | 794 | 120 | 15.11% | 120 | 794 | 51 | 42.86% | 66 | 55.46% |
| 4802 | | | | | | | | | |
| Polis | 762 | 87 | 11.42% | 86 | 762 | 16 | 18.60% | 70 | 81.40% |
| AB-VBM | 762 | 45 | 5.91% | 43 | 762 | 19 | 44.19% | 24 | 55.81% |
| Early Voting | 762 | 10 | 1.31% | 10 | 762 | 1 | 10.00% | 9 | 90.00% |
| In-Office Voting | 762 | 0 | 0.00% | 0 | 762 | 0 | 0.00% | 0 | 0.00% |
| Total | 762 | 142 | 18.64% | 142 | 762 | 36 | 25.90% | 103 | 74.10% |
| 4803 | | | | | | | | | |
| Polis | 693 | 58 | 8.37% | 58 | 693 | 19 | 31.33% | 38 | 66.67% |
| AB-VBM | 693 | 29 | 4.18% | 28 | 693 | 19 | 35.71% | 18 | 64.29% |
| Early Voting | 693 | 13 | 1.88% | 13 | 693 | 2 | 15.38% | 11 | 84.62% |
| In-Office Voting | 693 | 0 | 0.00% | 0 | 693 | 0 | 0.00% | 0 | 0.00% |
| Total | 693 | 100 | 14.43% | 100 | 693 | 31 | 31.63% | 67 | 68.37% |
| 4804 | | | | | | | | | |
| Polis | 870 | 110 | 12.64% | 110 | 870 | 30 | 28.04% | 77 | 71.96% |
| AB-VBM | 870 | 20 | 2.30% | 20 | 870 | 6 | 31.58% | 13 | 68.42% |
| Early Voting | 870 | 4 | 0.46% | 4 | 870 | 3 | 75.00% | 1 | 25.00% |
| In-Office Voting | 870 | 0 | 0.00% | 0 | 870 | 0 | 0.00% | 0 | 0.00% |
| Total | 870 | 134 | 15.40% | 134 | 870 | 39 | 30.00% | 91 | 70.00% |
| 4805 | | | | | | | | | |
| Polis | 666 | 155 | 23.27% | 155 | 666 | 29 | 18.71% | 126 | 81.29% |
| AB-VBM | 666 | 44 | 6.61% | 44 | 666 | 7 | 16.36% | 37 | 83.64% |
| Early Voting | 666 | 16 | 2.40% | 16 | 666 | 0 | 0.25% | 15 | 93.75% |
| In-Office Voting | 666 | 0 | 0.00% | 0 | 666 | 0 | 0.00% | 0 | 0.00% |
| Total | 666 | 215 | 32.28% | 215 | 666 | 37 | 17.29% | 177 | 82.71% |
| 4806 | | | | | | | | | |
| Polis | 517 | 89 | 17.21% | 88 | 517 | 15 | 14.77% | 75 | 85.23% |
| AB-VBM | 517 | 23 | 4.45% | 23 | 517 | 2 | 8.70% | 21 | 91.30% |
| Early Voting | 517 | 13 | 2.51% | 13 | 517 | 4 | 30.77% | 9 | 69.23% |
| In-Office Voting | 517 | 1 | 0.19% | 1 | 517 | 1 | 100.00% | 0 | 0.00% |
| Total | 517 | 126 | 24.37% | 125 | 517 | 20 | 16.00% | 105 | 84.00% |
| 4807 | | | | | | | | | |
| Polis | 506 | 88 | 17.39% | 88 | 506 | 16 | 18.18% | 72 | 81.82% |
| AB-VBM | 506 | 20 | 3.95% | 20 | 506 | 9 | 45.00% | 11 | 55.00% |
| Early Voting | 506 | 8 | 1.58% | 8 | 506 | 0 | 0.00% | 8 | 100.00% |
| In-Office Voting | 506 | 0 | 0.00% | 0 | 506 | 0 | 0.00% | 0 | 0.00% |
| Total | 506 | 116 | 22.92% | 116 | 506 | 25 | 21.55% | 91 | 78.45% |
| 4808 | | | | | | | | | |
| Polis | 346 | 63 | 18.21% | 63 | 346 | 6 | 17.46% | 50 | 79.37% |
| AB-VBM | 346 | 16 | 4.62% | 16 | 346 | 1 | 6.25% | 15 | 93.75% |
| Early Voting | 346 | 2 | 0.58% | 2 | 346 | 2 | 100.00% | 2 | 100.00% |
| In-Office Voting | 346 | 0 | 0.00% | 0 | 346 | 0 | 0.00% | 0 | 0.00% |
| Total | 346 | 81 | 23.41% | 81 | 346 | 12 | 14.81% | 67 | 82.72% |
| 4809 | | | | | | | | | |
| Polis | 476 | 70 | 14.71% | 69 | 476 | 14 | 20.29% | 54 | 78.26% |
| AB-VBM | 476 | 12 | 2.52% | 12 | 476 | 2 | 18.18% | 9 | 81.82% |
| Early Voting | 476 | 6 | 1.26% | 6 | 476 | 2 | 33.33% | 4 | 66.67% |
| In-Office Voting | 476 | 0 | 0.00% | 0 | 476 | 0 | 0.00% | 0 | 0.00% |
| Total | 476 | 88 | 18.49% | 88 | 476 | 18 | 20.93% | 67 | 77.91% |

Duiper Mayor

FINAL OFFICIAL ELECTION RESULTS
 2009 MUNICIPAL GENERAL ELECTION
 SALT LAKE COUNTY, UTAH
 STATEMENT OF VOTES CAST

| TURNOUT | | | | | | | | | | Dimple Mayor | | |
|------------------|------------|------------|-------------|---------------|-------------|---------------|-------------------|----------------|--|--------------|--|--|
| Reg. Voters | Casts Cust | % Turnout | Reg. Voters | Times Counted | Total Votes | BILL CUI RPRT | DARRRELL H. SMITH | Write-In Votes | | | | |
| 4811 | | | | | | | | | | | | |
| Polis | 423 | 66 15.60% | 423 | 66 | 66 | 17 26.15% | 48 73.85% | 0 0.00% | | | | |
| AB-VBM | 423 | 21 4.96% | 423 | 21 | 21 | 6 28.57% | 15 71.43% | 0 0.00% | | | | |
| Early Voting | 423 | 14 3.31% | 423 | 14 | 14 | 1 7.14% | 13 92.86% | 0 0.00% | | | | |
| In-Office Voting | 423 | 0 0.00% | 423 | 0 | 0 | 0 0.00% | 0 0.00% | 0 0.00% | | | | |
| Total | 423 | 101 23.88% | 423 | 101 | 100 | 24 24.00% | 76 76.00% | 0 0.00% | | | | |
| 4811 | | | | | | | | | | | | |
| Polis | 611 | 69 11.29% | 611 | 69 | 69 | 22 31.88% | 47 68.12% | 0 0.00% | | | | |
| AB-VBM | 611 | 29 4.75% | 611 | 29 | 28 | 6 21.43% | 22 78.57% | 0 0.00% | | | | |
| Early Voting | 611 | 4 0.65% | 611 | 4 | 4 | 1 25.00% | 3 75.00% | 0 0.00% | | | | |
| In-Office Voting | 611 | 0 0.00% | 611 | 0 | 0 | 0 0.00% | 0 0.00% | 0 0.00% | | | | |
| Total | 611 | 102 16.69% | 611 | 102 | 101 | 29 28.71% | 72 71.29% | 0 0.00% | | | | |
| 4812 | | | | | | | | | | | | |
| Polis | 651 | 91 13.98% | 651 | 91 | 91 | 20 21.98% | 70 76.92% | 1 1.09% | | | | |
| AB-VBM | 651 | 42 6.45% | 651 | 42 | 41 | 8 19.51% | 33 80.49% | 0 0.00% | | | | |
| Early Voting | 651 | 11 1.69% | 651 | 11 | 11 | 4 36.36% | 7 63.64% | 0 0.00% | | | | |
| In-Office Voting | 651 | 0 0.00% | 651 | 0 | 0 | 0 0.00% | 0 0.00% | 0 0.00% | | | | |
| Total | 651 | 144 22.12% | 651 | 144 | 143 | 32 22.38% | 110 76.92% | 1 0.70% | | | | |
| 4818 | | | | | | | | | | | | |
| Polis | 705 | 86 12.20% | 705 | 86 | 85 | 21 24.40% | 61 71.76% | 0 0.00% | | | | |
| AB-VBM | 705 | 40 5.67% | 705 | 40 | 39 | 20 51.28% | 19 48.72% | 0 0.00% | | | | |
| Early Voting | 705 | 7 0.99% | 705 | 7 | 7 | 3 42.86% | 4 57.14% | 0 0.00% | | | | |
| In-Office Voting | 705 | 0 0.00% | 705 | 0 | 0 | 0 0.00% | 0 0.00% | 0 0.00% | | | | |
| Total | 705 | 133 18.87% | 705 | 133 | 131 | 47 35.86% | 84 64.12% | 0 0.00% | | | | |
| 4819 | | | | | | | | | | | | |
| Polis | 162 | 40 24.69% | 162 | 40 | 39 | 5 12.82% | 34 87.18% | 0 0.00% | | | | |
| AB-VBM | 162 | 24 14.81% | 162 | 24 | 24 | 2 8.33% | 22 91.67% | 0 0.00% | | | | |
| Early Voting | 162 | 0 0.00% | 162 | 0 | 0 | 0 0.00% | 0 0.00% | 0 0.00% | | | | |
| In-Office Voting | 162 | 0 0.00% | 162 | 0 | 0 | 0 0.00% | 0 0.00% | 0 0.00% | | | | |
| Total | 162 | 64 39.51% | 162 | 64 | 63 | 7 11.11% | 56 88.89% | 0 0.00% | | | | |
| 4820 | | | | | | | | | | | | |
| Polis | 710 | 88 12.39% | 710 | 88 | 82 | 38 46.34% | 43 52.44% | 1 1.22% | | | | |
| AB-VBM | 710 | 14 1.97% | 710 | 14 | 14 | 2 14.29% | 12 85.71% | 0 0.00% | | | | |
| Early Voting | 710 | 3 0.42% | 710 | 3 | 3 | 0 0.00% | 3 100.00% | 0 0.00% | | | | |
| In-Office Voting | 710 | 0 0.00% | 710 | 0 | 0 | 0 0.00% | 0 0.00% | 0 0.00% | | | | |
| Total | 710 | 105 14.79% | 710 | 105 | 99 | 40 40.40% | 56 56.57% | 3 3.03% | | | | |
| 4821 | | | | | | | | | | | | |
| Polis | 457 | 41 8.97% | 457 | 41 | 41 | 7 17.07% | 34 82.93% | 0 0.00% | | | | |
| AB-VBM | 457 | 14 3.06% | 457 | 14 | 14 | 6 42.86% | 8 57.14% | 0 0.00% | | | | |
| Early Voting | 457 | 2 0.44% | 457 | 2 | 2 | 0 0.00% | 2 100.00% | 0 0.00% | | | | |
| In-Office Voting | 457 | 0 0.00% | 457 | 0 | 0 | 0 0.00% | 0 0.00% | 0 0.00% | | | | |
| Total | 457 | 57 12.47% | 457 | 57 | 57 | 13 22.81% | 44 77.19% | 0 0.00% | | | | |
| 4823 | | | | | | | | | | | | |
| Polis | 626 | 30 4.79% | 626 | 30 | 29 | 5 17.24% | 24 82.76% | 0 0.00% | | | | |
| AB-VBM | 626 | 3 0.48% | 626 | 3 | 3 | 1 33.33% | 2 66.67% | 0 0.00% | | | | |
| Early Voting | 626 | 1 0.16% | 626 | 1 | 1 | 0 0.00% | 1 100.00% | 0 0.00% | | | | |
| In-Office Voting | 626 | 0 0.00% | 626 | 0 | 0 | 0 0.00% | 0 0.00% | 0 0.00% | | | | |
| Total | 626 | 36 5.75% | 626 | 36 | 35 | 6 17.14% | 29 82.86% | 0 0.00% | | | | |
| 4825 | | | | | | | | | | | | |
| Polis | 605 | 46 7.60% | 605 | 46 | 45 | 18 40.00% | 27 60.00% | 0 0.00% | | | | |
| AB-VBM | 605 | 7 1.16% | 605 | 7 | 7 | 2 28.57% | 5 71.43% | 0 0.00% | | | | |
| Early Voting | 605 | 2 0.33% | 605 | 2 | 2 | 0 0.00% | 2 100.00% | 0 0.00% | | | | |
| In-Office Voting | 605 | 0 0.00% | 605 | 0 | 0 | 0 0.00% | 0 0.00% | 0 0.00% | | | | |
| Total | 605 | 55 9.09% | 605 | 55 | 54 | 20 37.04% | 34 62.96% | 0 0.00% | | | | |
| 4826 | | | | | | | | | | | | |
| Polis | 479 | 69 12.53% | 479 | 69 | 60 | 29 48.33% | 31 51.67% | 0 0.00% | | | | |
| AB-VBM | 479 | 38 7.93% | 479 | 38 | 38 | 25 65.79% | 13 34.21% | 0 0.00% | | | | |
| Early Voting | 479 | 2 0.42% | 479 | 2 | 2 | 1 50.00% | 1 50.00% | 0 0.00% | | | | |
| In-Office Voting | 479 | 0 0.00% | 479 | 0 | 0 | 0 0.00% | 0 0.00% | 0 0.00% | | | | |
| Total | 479 | 112 23.39% | 479 | 112 | 112 | 56 49.09% | 46 40.91% | 0 0.00% | | | | |

FINAL OFFICIAL ELECTION RESULTS
 2009 MUNICIPAL GENERAL ELECTION
 SALT LAKE COUNTY, UTAH
 STATEMENT OF VOTES CAST

| TURNOUT | | Reg. Voters | | Culls Cast | | % Turnout | | Reg. Voters | | Times Counted | | Total Votes | | REIL COUBERT | | DARRELL H. SMITH | | White-In Votes | |
|---------|------------------|-------------|-----|------------|-----|-----------|-----|-------------|--------|---------------|---------|-------------|--------|--------------|-------|------------------|--|----------------|--|
| | | | | | | | | | | | | | | | | | | | |
| 4826 | Polls | 645 | 109 | 16.91% | 645 | 109 | 107 | 22 | 20.56% | 85 | 79.44% | 0 | 0.00% | | | | | | |
| | AB-VBM | 645 | 22 | 3.41% | 645 | 22 | 22 | 8 | 36.36% | 14 | 63.64% | 0 | 0.00% | | | | | | |
| | Early Voting | 645 | 13 | 2.02% | 645 | 13 | 13 | 2 | 15.38% | 11 | 84.62% | 0 | 0.00% | | | | | | |
| | In-Office Voting | 645 | 1 | 0.16% | 645 | 1 | 1 | 0 | 0.00% | 1 | 100.00% | 0 | 0.00% | | | | | | |
| | Total | 645 | 145 | 22.48% | 645 | 145 | 143 | 33 | 23.08% | 29 | 24.93% | 110 | 76.92% | 0 | 0.00% | | | | |
| | Polls | 885 | 85 | 9.39% | 885 | 83 | 83 | 29 | 34.94% | 54 | 65.06% | 0 | 0.00% | | | | | | |
| | AB-VBM | 885 | 38 | 4.29% | 885 | 38 | 37 | 2 | 5.26% | 17 | 45.95% | 0 | 0.00% | | | | | | |
| | Early Voting | 885 | 7 | 0.79% | 885 | 7 | 7 | 2 | 28.57% | 5 | 71.43% | 0 | 0.00% | | | | | | |
| | In-Office Voting | 885 | 0 | 0.00% | 885 | 0 | 0 | 0 | 0.00% | 0 | 0.00% | 0 | 0.00% | | | | | | |
| | Total | 885 | 128 | 14.46% | 885 | 128 | 127 | 31 | 40.16% | 76 | 59.84% | 0 | 0.00% | | | | | | |
| 4827 | Polls | 679 | 157 | 23.12% | 679 | 157 | 157 | 7 | 4.46% | 150 | 95.54% | 0 | 0.00% | | | | | | |
| | AB-VBM | 679 | 35 | 5.15% | 679 | 35 | 35 | 3 | 8.57% | 32 | 91.43% | 0 | 0.00% | | | | | | |
| | Early Voting | 679 | 19 | 2.80% | 679 | 19 | 19 | 2 | 10.53% | 17 | 89.47% | 0 | 0.00% | | | | | | |
| | In-Office Voting | 679 | 0 | 0.00% | 679 | 0 | 0 | 0 | 0.00% | 0 | 0.00% | 0 | 0.00% | | | | | | |
| | Total | 679 | 211 | 31.08% | 679 | 211 | 211 | 12 | 5.69% | 199 | 94.31% | 0 | 0.00% | | | | | | |
| 4828 | Polls | 584 | 53 | 9.09% | 584 | 52 | 52 | 14 | 26.92% | 37 | 71.15% | 1 | 1.92% | | | | | | |
| | AB-VBM | 584 | 45 | 7.71% | 584 | 45 | 45 | 10 | 22.22% | 34 | 77.77% | 0 | 0.00% | | | | | | |
| | Early Voting | 584 | 7 | 1.20% | 584 | 7 | 7 | 0 | 0.00% | 7 | 100.00% | 0 | 0.00% | | | | | | |
| | In-Office Voting | 584 | 0 | 0.00% | 584 | 0 | 0 | 0 | 0.00% | 0 | 0.00% | 0 | 0.00% | | | | | | |
| | Total | 584 | 105 | 17.98% | 584 | 105 | 103 | 26 | 25.24% | 78 | 75.76% | 1 | 0.97% | | | | | | |
| 4829 | Polls | 782 | 97 | 12.40% | 782 | 97 | 96 | 26 | 27.08% | 70 | 72.92% | 0 | 0.00% | | | | | | |
| | AB-VBM | 782 | 21 | 2.69% | 782 | 21 | 21 | 5 | 23.81% | 15 | 71.43% | 1 | 4.76% | | | | | | |
| | Early Voting | 782 | 6 | 0.77% | 782 | 6 | 6 | 1 | 16.67% | 5 | 83.33% | 0 | 0.00% | | | | | | |
| | In-Office Voting | 782 | 0 | 0.00% | 782 | 0 | 0 | 0 | 0.00% | 0 | 0.00% | 0 | 0.00% | | | | | | |
| | Total | 782 | 124 | 15.86% | 782 | 124 | 123 | 32 | 26.02% | 90 | 73.17% | 1 | 0.81% | | | | | | |
| 4830 | Polls | 574 | 76 | 13.24% | 574 | 76 | 75 | 22 | 29.33% | 53 | 70.67% | 0 | 0.00% | | | | | | |
| | AB-VBM | 574 | 27 | 4.70% | 574 | 27 | 27 | 10 | 37.04% | 17 | 62.96% | 0 | 0.00% | | | | | | |
| | Early Voting | 574 | 4 | 0.70% | 574 | 4 | 4 | 0 | 0.00% | 4 | 100.00% | 0 | 0.00% | | | | | | |
| | In-Office Voting | 574 | 0 | 0.00% | 574 | 0 | 0 | 0 | 0.00% | 0 | 0.00% | 0 | 0.00% | | | | | | |
| | Total | 574 | 107 | 18.64% | 574 | 107 | 106 | 32 | 30.19% | 74 | 69.81% | 0 | 0.00% | | | | | | |
| 4831 | Polls | 804 | 135 | 16.79% | 804 | 135 | 134 | 31 | 23.13% | 103 | 76.87% | 0 | 0.00% | | | | | | |
| | AB-VBM | 804 | 40 | 4.98% | 804 | 40 | 40 | 11 | 28.95% | 27 | 71.05% | 0 | 0.00% | | | | | | |
| | Early Voting | 804 | 3 | 0.37% | 804 | 3 | 3 | 0 | 0.00% | 3 | 100.00% | 0 | 0.00% | | | | | | |
| | In-Office Voting | 804 | 0 | 0.00% | 804 | 0 | 0 | 0 | 0.00% | 0 | 0.00% | 0 | 0.00% | | | | | | |
| | Total | 804 | 178 | 22.14% | 804 | 178 | 175 | 42 | 24.07% | 133 | 76.09% | 0 | 0.00% | | | | | | |
| 4832 | Polls | 637 | 46 | 7.22% | 637 | 46 | 45 | 11 | 24.44% | 30 | 66.67% | 4 | 8.89% | | | | | | |
| | AB-VBM | 637 | 17 | 2.67% | 637 | 17 | 17 | 6 | 35.29% | 11 | 64.71% | 0 | 0.00% | | | | | | |
| | Early Voting | 637 | 5 | 0.78% | 637 | 5 | 5 | 1 | 20.00% | 4 | 80.00% | 0 | 0.00% | | | | | | |
| | In-Office Voting | 637 | 0 | 0.00% | 637 | 0 | 0 | 0 | 0.00% | 0 | 0.00% | 0 | 0.00% | | | | | | |
| | Total | 637 | 67 | 10.52% | 637 | 67 | 66 | 28 | 29.17% | 64 | 95.67% | 4 | 4.17% | | | | | | |
| 4833 | Polls | 671 | 34 | 5.07% | 671 | 34 | 34 | 17 | 50.00% | 17 | 50.00% | 0 | 0.00% | | | | | | |
| | AB-VBM | 671 | 26 | 3.87% | 671 | 26 | 25 | 10 | 40.00% | 15 | 60.00% | 0 | 0.00% | | | | | | |
| | Early Voting | 671 | 7 | 1.04% | 671 | 7 | 7 | 5 | 71.43% | 2 | 28.57% | 0 | 0.00% | | | | | | |
| | In-Office Voting | 671 | 0 | 0.00% | 671 | 0 | 0 | 0 | 0.00% | 0 | 0.00% | 0 | 0.00% | | | | | | |
| | Total | 671 | 67 | 9.99% | 671 | 67 | 66 | 32 | 48.88% | 34 | 51.82% | 0 | 0.00% | | | | | | |
| 4834 | Polls | 490 | 25 | 5.10% | 490 | 25 | 25 | 10 | 40.00% | 15 | 60.00% | 0 | 0.00% | | | | | | |
| | AB-VBM | 490 | 12 | 2.45% | 490 | 12 | 12 | 7 | 58.33% | 5 | 41.67% | 0 | 0.00% | | | | | | |
| | Early Voting | 490 | 3 | 0.61% | 490 | 3 | 3 | 0 | 0.00% | 3 | 100.00% | 0 | 0.00% | | | | | | |
| | In-Office Voting | 490 | 0 | 0.00% | 490 | 0 | 0 | 0 | 0.00% | 0 | 0.00% | 0 | 0.00% | | | | | | |
| | Total | 490 | 40 | 8.16% | 490 | 40 | 40 | 17 | 42.50% | 23 | 57.50% | 0 | 0.00% | | | | | | |
| 4835 | Polls | 626 | 210 | 33.55% | 626 | 210 | 207 | 59 | 28.50% | 138 | 66.67% | 10 | 4.83% | | | | | | |

Draper Mayor

FINAL OFFICIAL ELECTION RESULTS
 2009 MUNICIPAL GENERAL ELECTION
 SALT LAKE COUNTY, UTAH
 STATEMENT OF VOTES CAST

| TURN OUT | | Drapar Mayor | | | | | | | | | | |
|------------------|-------------|--------------|-----------|-------------|---------------|-------------|------------------|--------------------|----------------|--------|----|-------|
| | Reg. Voters | Caucus Cust. | % Turnout | Reg. Voters | Times Counted | Total Votes | BRIE. CUM. FERRT | DARRRELL. H. SMITH | Write-In Votes | | | |
| AB-VBM | 626 | 23 | 3.99% | 626 | 23 | 21 | 11 | 52.38% | 10 | 47.62% | 0 | 0.00% |
| Early Voting | 626 | 3 | 0.48% | 626 | 3 | 2 | 1 | 50.00% | 1 | 50.00% | 0 | 0.00% |
| In-Office Voting | 626 | 0 | 0.00% | 626 | 0 | 0 | 0 | 0 | 0 | 0 | 0 | 0.00% |
| Total | 626 | 23 | 3.802% | 626 | 23 | 21 | 11 | 30.87% | 149 | 64.78% | 10 | 4.35% |
| 4899 | 59 | 15 | 25.42% | 59 | 15 | 15 | 5 | 33.33% | 10 | 66.67% | 0 | 0.00% |
| Profs | 59 | 1 | 1.69% | 59 | 1 | 1 | 1 | 100.00% | 0 | 0.00% | 0 | 0.00% |
| AB-VBM | 59 | 0 | 0.00% | 59 | 0 | 0 | 0 | 0 | 0 | 0 | 0 | 0.00% |
| Early Voting | 59 | 0 | 0.00% | 59 | 0 | 0 | 0 | 0 | 0 | 0 | 0 | 0.00% |
| In-Office Voting | 59 | 0 | 0.00% | 59 | 0 | 0 | 0 | 0 | 0 | 0 | 0 | 0.00% |
| Total | 59 | 16 | 27.12% | 59 | 16 | 16 | 6 | 37.50% | 10 | 62.50% | 0 | 0.00% |
| 4899 | 870 | 0 | 0.00% | 870 | 0 | 0 | 0 | 0 | 0 | 0 | 0 | 0.00% |
| Profs | 870 | 23 | 2.64% | 870 | 23 | 23 | 10 | 43.48% | 13 | 56.52% | 0 | 0.00% |
| AB-VBM | 870 | 3 | 0.34% | 870 | 3 | 3 | 3 | 100.00% | 0 | 0.00% | 0 | 0.00% |
| Early Voting | 870 | 0 | 0.00% | 870 | 0 | 0 | 0 | 0 | 0 | 0 | 0 | 0.00% |
| In-Office Voting | 870 | 0 | 0.00% | 870 | 0 | 0 | 0 | 0 | 0 | 0 | 0 | 0.00% |
| Total | 870 | 26 | 2.99% | 870 | 26 | 26 | 13 | 50.00% | 13 | 50.00% | 0 | 0.00% |
| 20185 | 20185 | 2504 | 12.41% | 20185 | 2504 | 3475 | 642 | 23.94% | 1812 | 73.21% | 21 | 0.85% |
| Profs | 20185 | 803 | 4.28% | 20185 | 803 | 844 | 290 | 34.35% | 551 | 65.28% | 3 | 0.36% |
| AB-VBM | 20185 | 21 | 0.11% | 20185 | 21 | 210 | 43 | 20.48% | 165 | 78.57% | 2 | 0.95% |
| Early Voting | 20185 | 6 | 0.03% | 20185 | 6 | 6 | 3 | 50.00% | 3 | 50.00% | 0 | 0.00% |
| In-Office Voting | 20185 | 3584 | 17.76% | 20185 | 3584 | 3575 | 978 | 27.67% | 2551 | 71.65% | 26 | 0.74% |
| Total | 20185 | 3584 | 17.76% | 20185 | 3584 | 3575 | 978 | 27.67% | 2551 | 71.65% | 26 | 0.74% |

FINAL OFFICIAL ELECTION RESULTS
 2009 MUNICIPAL GENERAL ELECTION
 SALT LAKE COUNTY, UTAH
 STATEMENT OF VOTES CAST

Draper: Cnd (at 1 of 21)

| Reg. Voters | Times Counted | Total Votes | PAUL, HEWARDS | GREGORY POWERS | WILLIAM J. RAPPLAYE | JEFF STENQUINT | Write-in Votes |
|-------------------|---------------|-------------|---------------|----------------|---------------------|----------------|----------------|
| Jurisdiction Wide | | | | | | | |
| 820 | 14 | 84 | 19 22.62% | 20 23.81% | 25 29.76% | 19 22.62% | 1 1.19% |
| 820 | 31 | 27 | 11 40.74% | 8 29.63% | 15 55.56% | 25 92.59% | 0 0.00% |
| 820 | 6 | 0 | 0 0.00% | 0 0.00% | 0 0.00% | 0 0.00% | 0 0.00% |
| 820 | 0 | 0 | 0 0.00% | 0 0.00% | 0 0.00% | 0 0.00% | 0 0.00% |
| 820 | 81 | 152 | 33 40.74% | 30 37.11% | 45 55.56% | 45 55.56% | 1 1.27% |
| 4801 | | | | | | | |
| 794 | 83 | 158 | 34 40.74% | 52 62.50% | 40 48.78% | 30 36.59% | 2 2.50% |
| 794 | 37 | 69 | 13 35.14% | 20 56.76% | 12 34.86% | 24 67.74% | 0 0.00% |
| 794 | 0 | 0 | 0 0.00% | 0 0.00% | 0 0.00% | 0 0.00% | 0 0.00% |
| 794 | 0 | 0 | 0 0.00% | 0 0.00% | 0 0.00% | 0 0.00% | 0 0.00% |
| 794 | 120 | 227 | 47 39.15% | 72 59.83% | 52 42.71% | 54 45.37% | 2 1.66% |
| 4802 | | | | | | | |
| 762 | 87 | 160 | 25 28.85% | 43 50.59% | 55 64.31% | 37 43.78% | 0 0.00% |
| 762 | 45 | 85 | 24 28.24% | 13 15.29% | 25 29.41% | 25 29.41% | 0 0.00% |
| 762 | 0 | 0 | 0 0.00% | 0 0.00% | 0 0.00% | 0 0.00% | 0 0.00% |
| 762 | 0 | 0 | 0 0.00% | 0 0.00% | 0 0.00% | 0 0.00% | 0 0.00% |
| 762 | 142 | 263 | 35 24.65% | 59 41.90% | 85 59.44% | 68 47.55% | 0 0.00% |
| 4803 | | | | | | | |
| 693 | 29 | 105 | 18 17.14% | 28 26.67% | 28 26.67% | 29 27.62% | 2 1.90% |
| 693 | 13 | 25 | 6 24.00% | 3 12.00% | 7 28.00% | 14 56.00% | 0 0.00% |
| 693 | 0 | 0 | 0 0.00% | 0 0.00% | 0 0.00% | 0 0.00% | 0 0.00% |
| 693 | 100 | 186 | 36 19.35% | 44 23.66% | 52 27.96% | 52 27.96% | 2 1.08% |
| 4804 | | | | | | | |
| 870 | 10 | 210 | 28 13.33% | 35 16.67% | 75 35.71% | 72 34.29% | 0 0.00% |
| 870 | 30 | 37 | 8 21.62% | 5 13.51% | 10 27.03% | 14 37.84% | 0 0.00% |
| 870 | 4 | 7 | 1 14.29% | 0 0.00% | 3 42.86% | 2 28.57% | 0 0.00% |
| 870 | 0 | 0 | 0 0.00% | 0 0.00% | 0 0.00% | 0 0.00% | 0 0.00% |
| 870 | 134 | 254 | 37 14.57% | 41 16.14% | 88 34.65% | 88 34.65% | 0 0.00% |
| 4805 | | | | | | | |
| 660 | 155 | 281 | 40 14.23% | 58 20.64% | 94 33.45% | 85 30.25% | 4 1.42% |
| 660 | 44 | 70 | 13 16.46% | 19 24.05% | 20 25.37% | 27 34.38% | 0 0.00% |
| 660 | 16 | 30 | 3 10.00% | 6 20.00% | 10 33.33% | 11 36.67% | 0 0.00% |
| 660 | 0 | 0 | 0 0.00% | 0 0.00% | 0 0.00% | 0 0.00% | 0 0.00% |
| 660 | 215 | 390 | 56 14.36% | 83 21.28% | 124 31.79% | 123 31.54% | 4 1.03% |
| 4806 | | | | | | | |
| 517 | 89 | 169 | 23 13.61% | 24 14.20% | 61 36.09% | 59 34.91% | 2 1.18% |
| 517 | 23 | 45 | 9 20.00% | 6 13.33% | 16 35.56% | 14 31.11% | 0 0.00% |
| 517 | 13 | 22 | 3 13.64% | 4 18.18% | 7 31.82% | 8 36.36% | 0 0.00% |
| 517 | 0 | 0 | 0 0.00% | 0 0.00% | 0 0.00% | 0 0.00% | 0 0.00% |
| 517 | 126 | 238 | 36 15.13% | 34 14.29% | 84 35.29% | 82 34.45% | 2 0.84% |
| 4807 | | | | | | | |
| 506 | 88 | 168 | 22 13.10% | 21 12.50% | 76 45.24% | 49 29.17% | 0 0.00% |
| 506 | 20 | 37 | 10 27.03% | 5 13.51% | 12 32.43% | 11 29.73% | 0 0.00% |
| 506 | 8 | 15 | 1 6.67% | 2 13.33% | 8 53.33% | 4 26.67% | 0 0.00% |
| 506 | 0 | 0 | 0 0.00% | 0 0.00% | 0 0.00% | 0 0.00% | 0 0.00% |
| 506 | 110 | 220 | 33 15.00% | 28 12.73% | 96 43.64% | 63 28.64% | 0 0.00% |
| 4808 | | | | | | | |
| 346 | 63 | 111 | 21 18.92% | 27 24.32% | 25 22.52% | 38 34.23% | 0 0.00% |
| 346 | 16 | 29 | 7 24.14% | 8 27.03% | 8 27.03% | 11 37.93% | 0 0.00% |
| 346 | 2 | 4 | 0 0.00% | 0 0.00% | 2 50.00% | 2 50.00% | 0 0.00% |
| 346 | 0 | 0 | 0 0.00% | 0 0.00% | 0 0.00% | 0 0.00% | 0 0.00% |
| 346 | 81 | 144 | 28 19.44% | 35 24.31% | 30 20.83% | 51 35.42% | 0 0.00% |
| 4809 | | | | | | | |
| 476 | 70 | 130 | 21 16.15% | 22 16.92% | 37 28.46% | 49 37.69% | 1 0.77% |
| 476 | 12 | 22 | 6 27.27% | 0 0.00% | 5 22.73% | 8 36.36% | 1 4.55% |
| 476 | 0 | 0 | 0 0.00% | 0 0.00% | 0 0.00% | 0 0.00% | 0 0.00% |
| 476 | 0 | 0 | 0 0.00% | 0 0.00% | 0 0.00% | 0 0.00% | 0 0.00% |
| 476 | 88 | 164 | 23 14.02% | 28 17.07% | 48 29.27% | 63 38.41% | 2 1.22% |

FINAL OFFICIAL ELECTION RESULTS
 2009 MUNICIPAL GENERAL ELECTION
 SALT LAKE COUNTY, UTAH
 STATEMENT OF VOTES CAST

Chapter Cont at Pg.21

| Reg Voters | Times Counted | Total Votes | PAUL EDWARDS | GREGORY POWERS | WILLIAM F. RAUPPEYR | JEFF STEINQUIST | Write-in Votes |
|------------------|---------------|-------------|--------------|----------------|---------------------|-----------------|----------------|
| 4810 | | | | | | | |
| Polls | 423 | 120 | 28 23.33% | 21 17.50% | 37 30.83% | 34 28.33% | 0 0.00% |
| AB-VBM | 423 | 21 | 12 57.14% | 2 9.52% | 8 38.10% | 14 66.67% | 0 0.00% |
| Early Voting | 423 | 14 | 28 200.00% | 3 21.43% | 7 50.00% | 7 50.00% | 0 0.00% |
| In-Office Voting | 423 | 0 | 0 0.00% | 0 0.00% | 0 0.00% | 0 0.00% | 0 0.00% |
| Total | 423 | 101 | 51 27.72% | 26 14.13% | 52 28.26% | 55 29.89% | 0 0.00% |
| 4811 | | | | | | | |
| Polls | 611 | 69 | 133 21.13% | 12 16.52% | 42 61.35% | 39 29.32% | 0 0.00% |
| AB-VBM | 611 | 29 | 16 55.17% | 12 41.38% | 13 44.83% | 13 44.83% | 0 0.00% |
| Early Voting | 611 | 4 | 2 50.00% | 0 0.00% | 4 100.00% | 0 0.00% | 0 0.00% |
| In-Office Voting | 611 | 0 | 0 0.00% | 0 0.00% | 0 0.00% | 0 0.00% | 0 0.00% |
| Total | 611 | 102 | 48 25.13% | 34 17.80% | 55 28.80% | 54 28.27% | 0 0.00% |
| 4812 | | | | | | | |
| Polls | 651 | 160 | 48 30.00% | 38 23.75% | 37 23.13% | 36 22.50% | 1 0.63% |
| AB-VBM | 651 | 42 | 24 57.14% | 16 38.10% | 13 31.00% | 17 40.48% | 0 0.00% |
| Early Voting | 651 | 11 | 6 54.55% | 1 9.09% | 7 63.64% | 4 36.36% | 0 0.00% |
| In-Office Voting | 651 | 0 | 0 0.00% | 0 0.00% | 0 0.00% | 0 0.00% | 0 0.00% |
| Total | 651 | 144 | 78 31.45% | 55 22.18% | 57 22.98% | 57 22.98% | 1 0.40% |
| 4818 | | | | | | | |
| Polls | 705 | 86 | 156 17.74% | 37 23.72% | 44 28.21% | 53 33.97% | 1 0.64% |
| AB-VBM | 705 | 40 | 21 52.50% | 11 27.50% | 13 32.50% | 28 70.00% | 0 0.00% |
| Early Voting | 705 | 13 | 4 30.77% | 7 53.85% | 0 0.00% | 5 38.46% | 0 0.00% |
| In-Office Voting | 705 | 0 | 0 0.00% | 0 0.00% | 0 0.00% | 0 0.00% | 0 0.00% |
| Total | 705 | 133 | 44 18.33% | 49 20.42% | 61 25.16% | 86 35.83% | 1 0.42% |
| 4819 | | | | | | | |
| Polls | 162 | 40 | 15 18.99% | 10 12.60% | 25 31.65% | 29 36.71% | 0 0.00% |
| AB-VBM | 162 | 24 | 9 18.75% | 4 8.33% | 17 35.42% | 18 37.50% | 0 0.00% |
| Early Voting | 162 | 0 | 0 0.00% | 0 0.00% | 0 0.00% | 0 0.00% | 0 0.00% |
| In-Office Voting | 162 | 0 | 0 0.00% | 0 0.00% | 0 0.00% | 0 0.00% | 0 0.00% |
| Total | 162 | 64 | 24 18.91% | 14 11.02% | 42 33.07% | 47 37.01% | 0 0.00% |
| 4820 | | | | | | | |
| Polls | 710 | 88 | 63 38.05% | 58 38.58% | 23 14.11% | 18 11.04% | 1 0.61% |
| AB-VBM | 710 | 27 | 13 48.15% | 7 25.93% | 6 22.22% | 1 3.70% | 0 0.00% |
| Early Voting | 710 | 3 | 0 0.00% | 2 66.67% | 0 0.00% | 0 0.00% | 0 0.00% |
| In-Office Voting | 710 | 0 | 0 0.00% | 0 0.00% | 0 0.00% | 0 0.00% | 0 0.00% |
| Total | 710 | 105 | 79 40.31% | 67 34.18% | 29 14.80% | 19 9.69% | 2 1.02% |
| 4821 | | | | | | | |
| Polls | 457 | 41 | 12 17.14% | 17 24.29% | 23 32.86% | 17 24.29% | 1 1.43% |
| AB-VBM | 457 | 14 | 9 34.62% | 4 15.38% | 5 19.23% | 8 30.77% | 0 0.00% |
| Early Voting | 457 | 2 | 0 0.00% | 2 50.00% | 2 50.00% | 0 0.00% | 0 0.00% |
| In-Office Voting | 457 | 0 | 0 0.00% | 0 0.00% | 0 0.00% | 0 0.00% | 0 0.00% |
| Total | 457 | 57 | 21 21.00% | 23 23.00% | 30 30.00% | 25 25.00% | 1 1.00% |
| 4822 | | | | | | | |
| Polls | 626 | 30 | 13 22.41% | 7 12.07% | 21 36.21% | 16 27.59% | 1 1.72% |
| AB-VBM | 626 | 5 | 3 60.00% | 3 60.00% | 2 20.00% | 2 20.00% | 0 0.00% |
| Early Voting | 626 | 0 | 0 0.00% | 0 0.00% | 1 50.00% | 1 50.00% | 0 0.00% |
| In-Office Voting | 626 | 0 | 0 0.00% | 0 0.00% | 0 0.00% | 0 0.00% | 0 0.00% |
| Total | 626 | 36 | 16 22.09% | 10 14.29% | 24 34.29% | 19 27.14% | 1 1.43% |
| 4823 | | | | | | | |
| Polls | 615 | 46 | 19 23.17% | 28 34.15% | 21 25.61% | 14 17.07% | 0 0.00% |
| AB-VBM | 615 | 7 | 2 20.00% | 1 10.00% | 2 20.00% | 5 50.00% | 0 0.00% |
| Early Voting | 615 | 2 | 1 25.00% | 0 0.00% | 2 50.00% | 1 25.00% | 0 0.00% |
| In-Office Voting | 615 | 0 | 0 0.00% | 0 0.00% | 0 0.00% | 0 0.00% | 0 0.00% |
| Total | 615 | 55 | 22 22.92% | 29 30.21% | 25 26.04% | 20 20.83% | 0 0.00% |
| 4824 | | | | | | | |
| Polls | 479 | 60 | 28 25.69% | 31 28.44% | 25 22.94% | 25 22.94% | 0 0.00% |
| AB-VBM | 479 | 38 | 26 35.62% | 13 17.81% | 12 16.44% | 22 30.14% | 0 0.00% |
| Early Voting | 479 | 2 | 0 0.00% | 2 50.00% | 2 50.00% | 0 0.00% | 0 0.00% |
| In-Office Voting | 479 | 4 | 0 0.00% | 2 50.00% | 1 25.00% | 1 25.00% | 0 0.00% |
| Total | 479 | 102 | 54 28.42% | 48 25.26% | 40 21.05% | 48 25.26% | 0 0.00% |

FINAL OFFICIAL ELECTION RESULTS
 2009 MUNICIPAL GENERAL ELECTION
 SALT LAKE COUNTY, UTAH
 STATEMENT OF VOTES CAST

Demur Cont at Pg(2)

| Reg. Voters | Times Counted | Total Votes | PAUL EDWARDS | GREGORY TOWERS | WILLIAM RAPPAPORT | JEFF STEINQUIST | Whitch-Votes |
|-----------------------|---------------|-------------|--------------|----------------|-------------------|-----------------|--------------|
| 4826 Polls | 109 | 197 | 30 | 80 | 50 | 37 | 0 |
| 4826 AB-VBM | 645 | 43 | 10 | 21 | 13 | 13 | 0 |
| 4826 Party Voting | 645 | 23 | 5 | 8 | 8 | 6 | 0 |
| 4826 In-Office Voting | 645 | 2 | 0 | 1 | 0 | 0 | 0 |
| 4826 Total | 145 | 265 | 45 | 110 | 79 | 36 | 0 |
| 4826 Polls | 885 | 157 | 55 | 32 | 56 | 55 | 0 |
| 4826 AB-VBM | 885 | 38 | 17 | 2 | 25 | 15 | 0 |
| 4826 Party Voting | 885 | 13 | 5 | 7 | 4 | 3 | 0 |
| 4826 In-Office Voting | 885 | 7 | 0 | 0 | 0 | 0 | 0 |
| 4826 Total | 885 | 215 | 77 | 41 | 86 | 35 | 0 |
| 4827 Polls | 679 | 285 | 41 | 86 | 81 | 70 | 0 |
| 4827 AB-VBM | 679 | 35 | 10 | 17 | 17 | 19 | 0 |
| 4827 Party Voting | 679 | 19 | 9 | 24 | 10 | 14 | 0 |
| 4827 In-Office Voting | 679 | 0 | 0 | 0 | 0 | 0 | 0 |
| 4827 Total | 679 | 319 | 60 | 127 | 108 | 103 | 0 |
| 4828 Polls | 584 | 101 | 20 | 18 | 32 | 30 | 0 |
| 4828 AB-VBM | 584 | 42 | 21 | 5 | 23 | 34 | 0 |
| 4828 Party Voting | 584 | 4 | 4 | 1 | 7 | 4 | 0 |
| 4828 In-Office Voting | 584 | 0 | 0 | 0 | 0 | 0 | 0 |
| 4828 Total | 584 | 147 | 45 | 24 | 63 | 75 | 0 |
| 4829 Polls | 782 | 179 | 24 | 49 | 57 | 49 | 0 |
| 4829 AB-VBM | 782 | 21 | 8 | 14 | 11 | 15 | 0 |
| 4829 Party Voting | 782 | 6 | 1 | 3 | 4 | 4 | 0 |
| 4829 In-Office Voting | 782 | 0 | 0 | 0 | 0 | 0 | 0 |
| 4829 Total | 782 | 212 | 33 | 76 | 72 | 88 | 0 |
| 4830 Polls | 574 | 144 | 22 | 24 | 52 | 48 | 0 |
| 4830 AB-VBM | 574 | 27 | 13 | 3 | 19 | 15 | 0 |
| 4830 Party Voting | 574 | 6 | 2 | 0 | 4 | 3 | 0 |
| 4830 In-Office Voting | 574 | 0 | 0 | 0 | 0 | 0 | 0 |
| 4830 Total | 574 | 202 | 37 | 27 | 75 | 86 | 0 |
| 4831 Polls | 804 | 135 | 57 | 78 | 43 | 63 | 0 |
| 4831 AB-VBM | 804 | 40 | 20 | 26 | 19 | 11 | 0 |
| 4831 Party Voting | 804 | 3 | 1 | 2 | 1 | 2 | 0 |
| 4831 In-Office Voting | 804 | 0 | 0 | 0 | 0 | 0 | 0 |
| 4831 Total | 804 | 178 | 84 | 106 | 65 | 75 | 0 |
| 4832 Polls | 637 | 86 | 11 | 18 | 32 | 25 | 0 |
| 4832 AB-VBM | 637 | 68 | 10 | 12 | 18 | 27 | 0 |
| 4832 Party Voting | 637 | 12 | 9 | 3 | 7 | 5 | 0 |
| 4832 In-Office Voting | 637 | 3 | 2 | 0 | 2 | 0 | 0 |
| 4832 Total | 637 | 169 | 32 | 43 | 59 | 57 | 0 |
| 4833 Polls | 671 | 64 | 16 | 14 | 14 | 19 | 0 |
| 4833 AB-VBM | 671 | 26 | 14 | 5 | 16 | 16 | 0 |
| 4833 Party Voting | 671 | 7 | 3 | 0 | 4 | 4 | 0 |
| 4833 In-Office Voting | 671 | 0 | 0 | 0 | 0 | 0 | 0 |
| 4833 Total | 671 | 104 | 39 | 29 | 44 | 39 | 0 |
| 4834 Polls | 490 | 25 | 15 | 13 | 9 | 11 | 0 |
| 4834 AB-VBM | 490 | 12 | 5 | 6 | 7 | 7 | 0 |
| 4834 Party Voting | 490 | 3 | 1 | 0 | 0 | 1 | 0 |
| 4834 In-Office Voting | 490 | 0 | 0 | 0 | 0 | 0 | 0 |
| 4834 Total | 490 | 40 | 21 | 19 | 13 | 19 | 0 |
| 4835 Polls | 626 | 210 | 79 | 100 | 99 | 94 | 0 |

FINAL OFFICIAL ELECTION RESULTS
 2009 MUNICIPAL GENERAL ELECTION
 SALT LAKE COUNTY, UTAH
 STATEMENT OF VOTES CAST

Printer: Chel at 1-g(12)

| Reg. Voters | Times Counted | Total Votes | PAUL EDWARDS | GREGORY POWERS | WILLIAM RAPPLEYE | JEFF STENQVIST | With-In Votes |
|-------------|---------------|-------------|--------------|----------------|------------------|----------------|---------------|
| 636 | 25 | 45 | 12 26.67% | 10 22.22% | 12 26.67% | 11 24.44% | 0 0.00% |
| 636 | 3 | 6 | 1 16.67% | 3 50.00% | 1 16.67% | 1 16.67% | 0 0.00% |
| 636 | 0 | 0 | 0 | 0 | 0 | 0 | 0 |
| 636 | 238 | 428 | 92 21.30% | 115 26.60% | 112 26.17% | 106 24.77% | 5 1.17% |
| 4836 | 15 | 26 | 3 11.54% | 9 34.62% | 10 38.46% | 4 15.38% | 0 0.00% |
| 59 | 1 | 2 | 1 50.00% | 0 0.00% | 0 0.00% | 1 50.00% | 0 0.00% |
| 59 | 0 | 0 | 0 | 0 | 0 | 0 | 0 |
| 59 | 0 | 0 | 0 | 0 | 0 | 0 | 0 |
| 59 | 16 | 28 | 4 14.29% | 9 32.14% | 10 35.71% | 5 17.86% | 0 0.00% |
| 870 | 0 | 0 | 0 | 0 | 0 | 0 | 0 |
| 870 | 23 | 43 | 13 30.23% | 8 18.60% | 15 34.88% | 7 16.28% | 0 0.00% |
| 870 | 3 | 4 | 2 50.00% | 2 50.00% | 0 0.00% | 0 0.00% | 0 0.00% |
| 870 | 0 | 0 | 0 | 0 | 0 | 0 | 0 |
| 870 | 26 | 47 | 15 31.91% | 10 21.28% | 15 31.91% | 7 14.89% | 0 0.00% |
| 20185 | 2504 | 4612 | 881 19.10% | 1120 24.28% | 1349 29.25% | 1227 26.60% | 35 0.76% |
| 20185 | 863 | 1578 | 402 25.48% | 273 17.30% | 408 25.86% | 489 30.99% | 6 0.38% |
| 20185 | 211 | 394 | 91 23.09% | 56 14.21% | 124 31.47% | 120 30.46% | 1 0.25% |
| 20185 | 0 | 0 | 0 | 0 | 0 | 0 | 0 |
| 20185 | 3584 | 6550 | 1379 20.91% | 1432 22.01% | 1884 28.50% | 1858 27.87% | 43 0.65% |

CANVASSERS' REPORT

Official Certification of the Eagle Mountain City Municipal Election of November 3, 2009

Mayoral Candidates

City Council Candidates

| Consolidated Voting Location | Total Registered Voters | Total Votes Cast | Regan Bolli | Heather Jackson | David E. Lifferth | Nathan Ochsenhirt | John Painter |
|----------------------------------|-------------------------|------------------------------|-------------|-----------------|-------------------|-------------------|--------------|
| Hidden Hollow Precincts EM 01-03 | 2477 | 452 | 224 | 227 | 188 | 320 | 337 |
| City Hall Precincts EM 02-04 | 2369 | 691 | 349 | 340 | 277 | 480 | 544 |
| Pony Express Precincts EM 05-06 | 2732 | 512 | 246 | 264 | 267 | 352 | 336 |
| Early Voting | N/A | 102 | 29 | 73 | 50 | 86 | 54 |
| Provisional & Absentee | N/A | 77 (71 verified and counted) | 47 | 24 | 36 | 48 | 50 |
| TOTALS | 7578 | 1834 | 895 | 928 | 818 | 1286 | 1321 |


The Board of Canvassers certified the following results of the Municipal Election of November 3, 2009 on this date, Wednesday, November 11, 2009. The following individuals were elected:

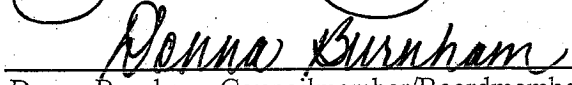
Mayor - 4 year term
Heather Jackson

City Councilmember 4-year term
Nathan Ochsenhirt
John Painter

Voter Turnout

| | |
|----------|-----|
| EM 01-03 | 18% |
| EM 02-04 | 29% |
| EM 05-06 | 19% |
| TOTAL | 22% |



Heather Anne Jackson, Mayor/Board of Canvassers Chair


Donna Burnham, Councilmember/Boardmember


Eric Cieslak, Councilmember/Boardmember


Ryan Ireland, Councilmember/Boardmember


David Lifferth, Councilmember/Boardmember


Nathan Ochsenhirt, Councilmember/Boardmember

Attest:


Fionnuala B. Kofoed, City Recorder/Election Official

Greg Bell, Lt. Governor
Utah State Capitol Complex
PO Box 142325
Salt Lake City, Utah 84114

November 3, 2009 Election Returns

The Honorable Lt. Governor:

| CANDIDATE'S NAME | OFFICE & TERM | TOTAL VOTES |
|------------------|------------------------|-------------|
| Kenneth O. Lutes | Mayor - 4 Years | 424 |
| Jason W. Bullard | City Council - 4 Years | 142 |
| Erin Clawson | City Council - 4 Years | 276 |
| Paul F. Squires | City Council - 4 Years | 225 |
| Weston K. Youd | City Council - 4 Years | 267 |
| | | |
| | | |
| | | |
| | | |
| | | |
| | | |
| | | |
| | | |
| | | |
| | | |
| | | |
| | | |
| | | |
| | | |
| | | |
| | | |
| | | |
| | | |
| | | |
| | | |
| | | |
| | | |
| | | |
| | | |
| | | |
| | | |
| | | |
| | | |
| | | |
| | | |
| | | |
| | | |
| | | |
| | | |
| | | |
| | | |

The above report lists the official results of the Municipal or Special District Election held November 3, 2009 in the

Elk Ridge City Hall (ER01 & ER02)

Municipality, Special District

80 E. PArk Drive, Elk Ridge, Utah, Zip Code 84651

By

City Recorder, Town Clerk, Special District

The Town of Genola
Notice of 2009 Municipal General
Election Canvass Results

The official general election canvass was held Wednesday, November 11th 2009 at 7:00 p.m. in the Genola Town Hall, 74 W. 800 S. Genola, Utah. The results from the official canvass are as follows:

| MAYOR | VOTES |
|---------------------------|--------------|
| Danny Throckmorton | 312 |
| Emily Clinger | 136 |

CITY COUNCIL

| | |
|----------------------|------------|
| Mark Davis | 323 |
| Craig Coleman | 227 |
| Sandra Greenwood | 161 |
| Hale Robinson | 161 |

PROPOSITION 1

| | |
|-------------|-----|
| Total Votes | 444 |
| Favor | 267 |
| Oppose | 177 |

The Candidate receiving the highest number of votes in the Mayoral race and declared Mayor is Danny Throckmorton.

The Two (2) candidates receiving the highest number of votes in the City Council race and declared elected as City Council members are Mark Davis. and Craig Coleman.

Penny Thompson, Town Clerk/Recorder

TABULATION OF ELECTION RETURNS

The following information is taken from the returns of the election held NOVEMBER 3, 2009,
(Date)

School Dist.,
City, Town
at GOSHEN Special District, Utah.

| ELECTION PRECINCT | | | | | | | | | | |
|-------------------|--|--|--|--|--|--|--|--|--|--|
| 6001 | | | | | | | | | | |

| Election Canvass Procedure | Statement of Disposition of Ballots Verified for Accuracy | <input checked="" type="checkbox"/> YES | <input type="checkbox"/> YES | <input type="checkbox"/> YES | <input type="checkbox"/> YES | <input type="checkbox"/> YES | <input type="checkbox"/> YES | <input type="checkbox"/> YES | <input type="checkbox"/> YES | <input type="checkbox"/> YES | |
|----------------------------------|--|---|---|------------------------------|------------------------------|------------------------------|------------------------------|------------------------------|------------------------------|------------------------------|------------------------------|
| | | | <input type="checkbox"/> NO | <input type="checkbox"/> NO | <input type="checkbox"/> NO | <input type="checkbox"/> NO | <input type="checkbox"/> NO | <input type="checkbox"/> NO | <input type="checkbox"/> NO | <input type="checkbox"/> NO | <input type="checkbox"/> NO |
| | | Tally List Verified for Accuracy | <input checked="" type="checkbox"/> YES | <input type="checkbox"/> YES | <input type="checkbox"/> YES | <input type="checkbox"/> YES | <input type="checkbox"/> YES | <input type="checkbox"/> YES | <input type="checkbox"/> YES | <input type="checkbox"/> YES | <input type="checkbox"/> YES |
| | | | <input type="checkbox"/> NO | <input type="checkbox"/> NO | <input type="checkbox"/> NO | <input type="checkbox"/> NO | <input type="checkbox"/> NO | <input type="checkbox"/> NO | <input type="checkbox"/> NO | <input type="checkbox"/> NO | <input type="checkbox"/> NO |
| | Number of persons voting according To the number listed in the Poll Book* | 187 | | | | | | | | | |
| | Number of registered persons as Listed in the Official Register Book* | 459 | | | | | | | | | |

| NAMES OF CANDIDATES OR POSITIONS | OFFICE | | | | | | | | | | TOT |
|----------------------------------|--------------|-----|--|--|--|--|--|--|--|--|-----|
| * FRED JENSEN | MAYOR | 121 | | | | | | | | | 121 |
| CRAIG BRACKENBURY | MAYOR | 62 | | | | | | | | | 62 |
| * STEVEN STAHELI | 4 YR COUNCIL | 143 | | | | | | | | | 143 |
| * JEFF THOMPSON | 4 YR COUNCIL | 124 | | | | | | | | | 124 |
| * RUSSELL WOODLAND | 2 YR COUNCIL | 134 | | | | | | | | | 134 |
| KEITH RICHARDS | 2 YR COUNCIL | 47 | | | | | | | | | 47 |
| * ELECTED | | | | | | | | | | | |
| OFFICE VOTED FOR: | | | | | | | | | | | |
| 1 - MAYOR | | | | | | | | | | | |
| 2 - FOUR YR COUNCIL | | | | | | | | | | | |
| 1 - TWO YR COUNCIL | | | | | | | | | | | |

*The total votes cast for any one office or proposition should not exceed the total number of persons voting as shown in the poll book or official register book.

There were 0 municipal absent-voter ballots used this year.

Signed Wendy Spranger

Greg Bell, Lt. Governor
Utah State Capitol Complex
PO Box 142325
Salt Lake City, Utah 84114

November 3, 2009 Election Returns

The Honorable Lt. Governor:

CANDIDATE'S NAME

OFFICE & TERM

TOTAL VOTES

| | | |
|-------------------|----------------|-----|
| ① FRED JENSEN | MAYOR - 4 YEAR | 121 |
| CRAIG BRACKENBURY | MAYOR - 4 YEAR | 62 |

| | | |
|-----------------|------------------|-----|
| ① STEVEN STAHEL | COUNCIL - 4 YEAR | 143 |
|-----------------|------------------|-----|

| | | |
|-----------------|------------------|-----|
| ① JEFF THOMPSON | COUNCIL - 4 YEAR | 124 |
|-----------------|------------------|-----|

| | | |
|--------------------|------------------|-----|
| ① RUSSELL WOODLAND | COUNCIL - 2 YEAR | 134 |
| KEITH RICHARDS | COUNCIL - 2 YEAR | 47 |

① ELECTED

NOTE - BOTH CANDIDATES
FOR 4 YR COUNCIL WERE ELECTED (UNAPPOSED)

The above report lists the official results of the Municipal or Special District Election held November 3, 2009 in the

GOSHEN

GOSHEN

Municipality, Special District

, Utah, Zip Code 84633

By Larry Beck
 City Recorder, Town Clerk, Special District

CANVASSERS' REPORT

Official Certification of the Highland City Municipal Election of November 3, 2009

The Board of Canvassers certified the following results of the the Election of November 3, 2009 on this date Tuesday, November 17, 2009. The following individuals were elected:

Mayor - 4 year term

Lynn Ritchie

City Councilmember 4-year term

Tom Butler

Scott L. Smith

Jay W. Franson
Jay W. Franson, Mayor/Board of Canvass Chair

Brian W. Braithwaite
Brian W. Braithwaite, Council/Boardmember

Brian Brunson
Brian Brunson, Council/Boardmember

Larry Mendenhall
Larry Mendenhall, Council/Boardmember

Kathryn A. Schramm
Kathryn Schramm, Council/Boardmember

Claudia Stillman
Claudia Stillman, Council/Boardmember

Gina Peterson
Gina Peterson, City Recorder/Election Official

| Mayor: | HI 01 & 03 Freedom Elem | HI 02 & 05 Lone Peak HS | HI 04 Ridgeline Elem | HI 06 & 07 City Hall | EARLY VOTING City Hall | PROV./ ABSENTEE 46/53 Counted | TOTAL |
|------------------------|-------------------------------|-------------------------------|----------------------------|----------------------------|---------------------------|--|-------|
| Jay Franson | 245 | 144 | 187 | 246 | 130 | 25 | 977 |
| Lynn Ritchie | 566 | 515 | 249 | 456 | 206 | 21 | 2013 |
| <u>City Council:</u> | | | | | | | |
| Tom Butler | 461 | 446 | 192 | 385 | 177 | 18 | 1679 |
| Roger Dixon | 328 | 179 | 222 | 279 | 148 | 28 | 1184 |
| Scott L. Smith | 508 | 508 | 222 | 436 | 198 | 22 | 1894 |
| Brent Wallace | 305 | 172 | 229 | 282 | 142 | 29 | 1159 |
| # of Registered Voters | 2507 | 2012 | 1676 | 2279 | 0 | | 8474 |
| Turnout Percentage | 32% | 33% | 26% | 31% | | | 35% |
| Prov. Ballots Issued | 2 | 3 | 13 | 5 | 30 | 53 | |
| Prov. Ballots Counted | 0 | 2 | 12 | 5 | 27 | 46 | |
| Ballots Cast | 813 | 660 | 437 | 704 | 335 | 48 | 2997 |


(incl. 2 timely
absentees)

CITY RECORDER'S CERTIFICATE

I, Gina Peterson, certify that I am the City Recorder of Highland City, Utah and that the information contained within this report entitled "Official Certification of Highland City General Municipal Election November 3, 2009" is true and accurate; and was approved by the Highland City Council acting as the Board of Canvassers.

Dated this 17th day of November, 2009.

Gina Peterson
Gina Peterson
City Recorder



Attest:

11/17/2009 10:53

LEHI CITY CORPORATION (801) 768-7101

Page 3/4

TABULATION OF ELECTION RETURNS

| The following information is taken from the returns of the election held <u>November 3, 2009</u> , (Date) School Dist., City, Town, at <u>Lehi City</u> , Special District, Utah. | | ELECTION PRECINCT | | | | | | | | | | Provisionals | | |
|---|---|--|--|--|--|--|--|--|--|--|--|--------------|-----|-------|
| | | Cons. LE01, LE04 | Cons. LE02, LE05 | Ccons. LE08, LE08S | Ccons. LE11, LE11S | Ccons. LE03, LE17 | Ccons. LE05, LE09, LE15 | Ccons. LE10, LE12, LE07 | Ccons. LE13, LE14 | Ccons. LE15, LE18 | EARLY VOTE | | | |
| Election Canvass Procedure | Statement of Disposition of Ballots Verified for Accuracy | <input checked="" type="checkbox"/> YES <input type="checkbox"/> NO | <input checked="" type="checkbox"/> YES <input type="checkbox"/> NO | <input checked="" type="checkbox"/> YES <input type="checkbox"/> NO | <input checked="" type="checkbox"/> YES <input type="checkbox"/> NO | <input checked="" type="checkbox"/> YES <input type="checkbox"/> NO | <input checked="" type="checkbox"/> YES <input type="checkbox"/> NO | <input checked="" type="checkbox"/> YES <input type="checkbox"/> NO | <input checked="" type="checkbox"/> YES <input type="checkbox"/> NO | <input checked="" type="checkbox"/> YES <input type="checkbox"/> NO | <input checked="" type="checkbox"/> YES <input type="checkbox"/> NO | | | |
| | Tally List Verified for Accuracy | <input checked="" type="checkbox"/> YES <input type="checkbox"/> NO | <input checked="" type="checkbox"/> YES <input type="checkbox"/> NO | <input checked="" type="checkbox"/> YES <input type="checkbox"/> NO | <input checked="" type="checkbox"/> YES <input type="checkbox"/> NO | <input checked="" type="checkbox"/> YES <input type="checkbox"/> NO | <input checked="" type="checkbox"/> YES <input type="checkbox"/> NO | <input checked="" type="checkbox"/> YES <input type="checkbox"/> NO | <input checked="" type="checkbox"/> YES <input type="checkbox"/> NO | <input checked="" type="checkbox"/> YES <input type="checkbox"/> NO | <input checked="" type="checkbox"/> YES <input type="checkbox"/> NO | | | |
| | Number of persons voting according To the number listed in the Poll Book* | 545 | 520 | 243 | 304 | 605 | 795 | 617 | 200 | 274 | 257 | 28 | | |
| | Number of registered persons as Listed in the Official Register Book* | 1932 | 2160 | 1988 | 1814 | 2019 | 2768 | 2491 | 2419 | 2801 | | | | |
| NAMES OF CANDIDATES OR POSITIONS | | OFFICE | | | | | | | | | | | | TOTAL |
| Kenneth J. Greenwood | | Mayor | | 244 | 205 | 107 | 112 | 242 | 371 | 229 | 97 | 106 | 124 | 1853 |
| Bert Wilson | | Mayor | | 294 | 308 | 121 | 184 | 341 | 408 | 317 | 93 | 159 | 123 | 2359 |
| Johnny Barnes | | Council | | 244 | 250 | 93 | 132 | 273 | 393 | 183 | 72 | 93 | 117 | 1865 |
| Kaye Collins | | Council | | 267 | 253 | 125 | 154 | 315 | 418 | 284 | 94 | 104 | 155 | 2180 |
| Stephen Holbrook | | Council | | 122 | 320 | 278 | 113 | 158 | 301 | 418 | 204 | 116 | 122 | 2152 |
| Gordon Miner | | Council | | 221 | 223 | 112 | 137 | 250 | 266 | 386 | 108 | 152 | 79 | 1935 |

*The total votes cast for any one office or proposition should not exceed the total number of persons voting as shown in the poll book or official register book.

There were 9 municipal absent-voter ballots used this year.

Signed: Conner J. Ashton

11/17/2009 10:53

LEHI CITY CORPORATION (801) 768-7101

Page 4/4

**Lehi City Municipal 2009 General Election
Canvass Results**

Notice is hereby given that the Lehi City General Election Canvass resulted in the following:

20,392 - REGISTERED VOTERS
4,388 - TOTAL VOTES CAST

51 Provisional Ballots (28 counted)
257 Early Votes (257 counted in Districts)
249 Mailed Absentee Votes (145 returned/counted)

FINAL TALLY

| | |
|----------------------|------|
| Kenneth J. Greenwood | 1853 |
| Bert Wilson | 2359 |
| Johnny Barnes | 1865 |
| Kaye Collins | 2180 |
| Stephen Holbrook | 2152 |
| Gordon Miner | 1935 |

Write in Candidates

| | |
|-------------------|-----|
| Howard H. Johnson | 132 |
| Edward James | 110 |
| Kaelene Marsden | 81 |

| | | |
|-------------|------------------|-----|
| District #1 | LE01, LE04 | 554 |
| District #2 | LE02, LE05 | 520 |
| District #3 | LE08, LE08S | 243 |
| District #4 | LE11, LE11S | 304 |
| District #5 | LE03, LE17 | 605 |
| District #6 | LE06, LE09, LE16 | 795 |
| District #7 | LE10, LE12, LE07 | 617 |
| District #8 | LE12, LE14 | 200 |
| District #9 | LE15, LE18 | 274 |
| Early Vote | | 257 |
| Provisional | | 28 |

| | |
|-------------|--------------|
| Total Votes | |
| Cast | 4,388 |

Connie J. Ashton, Lehi City Recorder

November 11, 2009

Scott Hogensen
Utah County Elections

At the meeting of the Board of Canvassers held on November 10, 2009 at 5:30 p.m. at the Lindon City Center, 100 North State Street, Lindon, Utah, the results of the 2009 Municipal General Election were certified as follows:

| <i>Candidate</i> | <i>LI-01</i> | <i>LI-02</i> | <i>LI-03</i> | <i>LI-04</i> | <i>LI-05</i> | <i>LI-06</i> | <i>Early</i> | <i>Prov.</i> | <i>Total</i> |
|---------------------------|--------------|--------------|--------------|--------------|--------------|--------------|--------------|--------------|--------------|
| *James A. Dain | 155 | 239 | 189 | 137 | 244 | 157 | 66 | 8 | 1195 |
| Eric Anthony | 43 | 108 | 106 | 62 | 130 | 67 | 27 | 3 | 546 |
| Bruce L. Armstrong | 66 | 53 | 122 | 79 | 99 | 111 | 14 | 3 | 547 |
| *Bret D. Frampton | 96 | 167 | 75 | 60 | 133 | 63 | 41 | 6 | 641 |
| *Mark L. Walker | 133 | 202 | 101 | 107 | 206 | 135 | 50 | 5 | 939 |
| <i>Precinct Totals</i> | 493 | 769 | 593 | 445 | 812 | 533 | 198 | 25 | 3868 |
| <i>Total Ballots Cast</i> | 174 | 276 | 213 | 159 | 293 | 195 | 78 | 10 | 1398 |
| <i>Registered Voters</i> | 1007 | 1031 | 761 | 970 | 991 | 929 | | | 5689 |
| <i>Percent</i> | 17% | 27% | 28% | 16% | 30% | 21% | | | 25% |

At the conclusion of the General Election Canvass, the follow motion was made:

Boardmember Bayless moved to certify the results of the November 3, 2009 Lindon City Municipal General Election, and to certify the election of James A. Dain as Mayor for a four year term, and the election of Bret D. Frampton and Mark L. Walker as Councilmembers for a four year term.

Boardmember Hatch seconded the motion. The vote was recorded as follows:

Boardmember Anthony Aye
Boardmember Bath Aye
Boardmember Bayless Aye
Boardmember Carpenter Aye
Boardmember Hatch Absent

The motion carried unanimously.

Debra Cullimore
Lindon City Recorder
(801)785-5043
dcullimore@lindoncity.org

**Mapleton City - 2009
General Elections - November 3,**

| | MA 01-02 District | MA 03-04 District | Early Votes | Absentee | Totals |
|--|----------------------|----------------------|-------------|----------|--------|
| Disposition of Ballots | Y | Y | Y | Y | |
| Tally List | Y | Y | Y | Y | |
| # of person voting - Poll Book | 703 | 689 | 287 | | 1,679 |
| # of person registered - Reg. Book | 2,417 | 2,269 | 284 | | 4,970 |
| Mayor (top two advance to General Election): 1 - four year seat | | | | | |
| Laurel S. Brady | 190 | 283 | 130 | | 603 |
| Brian Wall | 516 | 402 | 153 | | 1,071 |
| | | | | | - |
| Councilmember (top four advance to General Election): 2 - four year seats | | | | | |
| April Clawson | 134 | 254 | 65 | | 453 |
| Ryan Farnworth | 551 | 457 | 204 | | 1,212 |
| Sallie Korman | 105 | 157 | 74 | | 336 |
| Jim Lundberg | 547 | 435 | 197 | | 1,179 |
| | | | | | - |
| | | | | | 4854 |



Mapleton City Recorder

Motion by Clw. Tolley to accept the canvass of the 2009 Municipal General Election
Second by Cl. Christensen
Passed Unanimous.

OFFICIAL CERTIFICATION OF THE CITY OF OREM PRIMARY MUNICIPAL ELECTION

November 3, 2009

| Consolidated District | Total Registered Voters | Total Votes Cast | Mayoral Candidates | | City Council Candidates | | | | | |
|--|-------------------------|------------------|--------------------|-------------------|-------------------------|----------------|------------------|-------------|--------------|--------------------|
| | | | Philip Hornberger | Jerry C. Washburn | Steven C. Diamond | Dean Dickerson | Karen McCandless | Mary Street | Brent Sumner | Shiree A. Thurston |
| 1 | 2004 | 204 | 54 | 149 | 77 | 82 | 135 | 103 | 125 | 71 |
| 2 | 2051 | 344 | 60 | 284 | 105 | 122 | 216 | 150 | 189 | 156 |
| 3 | 3248 | 435 | 146 | 287 | 131 | 163 | 278 | 140 | 277 | 222 |
| 4 | 2163 | 303 | 73 | 230 | 67 | 107 | 172 | 164 | 208 | 113 |
| 5 | 2414 | 390 | 57 | 331 | 89 | 169 | 273 | 166 | 242 | 179 |
| 6 | 3037 | 738 | 82 | 655 | 145 | 329 | 522 | 298 | 430 | 292 |
| 7 | 2402 | 139 | 37 | 101 | 53 | 71 | 86 | 50 | 89 | 51 |
| 8 | 3714 | 485 | 123 | 360 | 156 | 169 | 331 | 188 | 305 | 222 |
| 9 | 1738 | 109 | 33 | 75 | 42 | 42 | 64 | 49 | 62 | 45 |
| 10 | 1931 | 379 | 71 | 307 | 96 | 194 | 278 | 143 | 195 | 156 |
| 11 | 2706 | 423 | 107 | 314 | 126 | 199 | 266 | 171 | 271 | 162 |
| 12 | 2740 | 512 | 125 | 383 | 150 | 286 | 341 | 202 | 287 | 187 |
| 13 | 2720 | 464 | 138 | 324 | 141 | 140 | 243 | 217 | 361 | 153 |
| 14 | 2936 | 461 | 161 | 298 | 124 | 153 | 252 | 259 | 327 | 140 |
| 15 | 2357 | 457 | 110 | 342 | 121 | 251 | 298 | 177 | 265 | 167 |
| 16 | 3260 | 669 | 204 | 463 | 186 | 236 | 366 | 313 | 512 | 219 |
| 17 | 1704 | 341 | 80 | 260 | 79 | 144 | 244 | 163 | 227 | 129 |
| 18 | 3267 | 321 | 100 | 218 | 181 | 137 | 169 | 133 | 198 | 83 |
| 19 | 2195 | 301 | 88 | 213 | 147 | 99 | 149 | 170 | 204 | 89 |
| 20 | 3668 | 509 | 121 | 384 | 191 | 172 | 309 | 223 | 294 | 185 |
| 21 (Early Voting) | 155 | 153 | 33 | 130 | 33 | 58 | 95 | 74 | 83 | 79 |
| 22 (Provisional & Absentee Ballots) | N/A | 101 | 24 | 73 | 41 | 46 | 58 | 39 | 62 | 23 |
| TOTALS | 52,410 | 8,238 | 2,017 | 6,181 | 2,481 | 3,369 | 5,145 | 3,592 | 5,213 | 3,123 |

s/s

Donna R. Weaver, City Recorder

PAYSON CITY TABULATION OF ELECTION RETURNS
Election 11/03/2009

| ELECTION PRECINCT | | | | | |
|------------------------------------|---------|---------|--------|--------|--------|
| PA01&04 | PA02&05 | PA03&06 | PA07 | PA08 | Other |
| # Voting 565 | 381 | 347 | 332 | 251 | 74 |
| # Active Registered Voters 2408 | 2132 | 1795 | 1285 | 1201 | 1950 |
| % of Voter Turn out 23.46% | 17.87% | 19.33% | 25.84% | 20.90% | 22.11% |

| NAMES OF CANDIDATES | Office | ELECTION PRECINCT | | | | | | | | | | TOTALS | Rank | | |
|---------------------|----------------|-------------------|---------|---------|------|------|-------|---------|---------|---------|------|--------|------|------|-------|
| | | PA01&04 | PA02&05 | PA03&06 | PA07 | PA08 | Other | PA01&04 | PA02&05 | PA03&06 | PA07 | | | PA08 | Other |
| BURTIS BILLS | Mayor | 186 | 148 | 195 | 127 | 136 | 37 | 186 | 148 | 195 | 127 | 136 | 37 | 829 | 2 |
| RICK MOORE | Write-in Mayor | 326 | 221 | 143 | 187 | 112 | 36 | 326 | 221 | 143 | 187 | 112 | 36 | 1025 | 1 |
| ROBERT BAIRD | Council | 244 | 206 | 139 | 149 | 108 | 32 | 244 | 206 | 139 | 149 | 108 | 32 | 878 | 3 |
| BRENT GROTEGUT | Council | 152 | 113 | 126 | 160 | 114 | 23 | 152 | 113 | 126 | 160 | 114 | 23 | 688 | 4 |
| MIKE W. HARDY | Council | 318 | 227 | 166 | 174 | 106 | 46 | 318 | 227 | 166 | 174 | 106 | 46 | 1037 | 2 |
| SCOTT PHILLIPS | Council | 312 | 196 | 238 | 137 | 161 | 44 | 312 | 196 | 238 | 137 | 161 | 44 | 1088 | 1 |

Signed _____

11-19-'09 10:39 FROM-Pleasant Grove City 8017858925

T-500 P002/002 F-393

Greg Bell, Lt. Governor
Utah State Capitol Complex
PO Box 142325
Salt Lake City, Utah 84114

November 3, 2009 Election Returns

The Honorable Lt. Governor:

| CANDIDATE'S NAME | OFFICE & TERM | TOTAL VOTES |
|------------------------------|---------------------------|-------------|
| <u>Bruce Call</u> | <u>Mayor - 4yr</u> | <u>2306</u> |
| <u>Jeffrey Wilson</u> | <u>Mayor - 4yr</u> | <u>1590</u> |
| <u>Laurel Backman-Riddle</u> | <u>City Council - 4yr</u> | <u>1691</u> |
| <u>Milton Fugal</u> | <u>City Council - 4yr</u> | <u>1900</u> |
| <u>Lee Jensen</u> | <u>City Council - 4yr</u> | <u>1903</u> |
| <u>Kimberly Robinson</u> | <u>City Council - 4yr</u> | <u>2135</u> |
| | | |
| | | |
| | | |
| | | |
| | | |
| | | |
| | | |
| | | |
| | | |
| | | |
| | | |
| | | |
| | | |
| | | |
| | | |
| | | |
| | | |
| | | |
| | | |
| | | |
| | | |
| | | |
| | | |
| | | |

The above report lists the official results of the Municipal or Special District Election held November 3, 2009 in the

Pleasant Grove City, General Election

 Municipality, Special District

7050 100 East Pleasant Grove, Utah, Zip Code 84062

C-15-CTSP

By Kathy J. Hesser
X City Recorder, Town Clerk, Special District

Election Summary Report
Provo, Utah
General Election
November 3, 2009

Date:11/10/09
Time:14:46:05
Page:1 of 1

Summary For Jurisdiction Wide, All Counters, All Races

Registered Voters 59513 - Cards Cast 10835 18.21%

Num. Report Precinct 49 - Num. Reporting 49 100.00%

MAYOR

| | Total | |
|---------------------|-------|---------|
| Number of Precincts | 49 | |
| Precincts Reporting | 49 | 100.0 % |
| Total Votes | 10777 | |
| Steve Clark | 5088 | 47.21% |
| John Curtis | 5662 | 52.54% |

COUNCIL -CityWide

| | Total | |
|---------------------|-------|---------|
| Number of Precincts | 49 | |
| Precincts Reporting | 49 | 100.0 % |
| Total Votes | 10510 | |
| Laura H. Cabanilla | 5951 | 56.62% |
| Coy D. Porter | 4528 | 43.08% |

COUNCIL -Dist 2

| | Total | |
|---------------------|-------|---------|
| Number of Precincts | 8 | |
| Precincts Reporting | 8 | 100.0 % |
| Total Votes | 2551 | |
| David Acheson | 1090 | 42.73% |
| Rick Healey | 1458 | 57.15% |

COUNCIL -Dist 5

| | Total | |
|---------------------|-------|---------|
| Number of Precincts | 10 | |
| Precincts Reporting | 10 | 100.0 % |
| Total Votes | 1470 | |
| Sterling Beck | 779 | 52.99% |
| Cindy L. Richards | 680 | 46.26% |

**Salem City General Election
official Results
November 3, 2009**

For Mayor:

| | |
|-------------------------|------------|
| Jon Cope | 518 |
| Stanley W. Green | 625 |

For Councilmember

| | |
|----------------------------|------------|
| Brent Black | 542 |
| Brent Hanks | 518 |
| Sidney M. Jorgensen | 587 |
| Sterling M. Rees | 564 |

| | |
|------------------------------|------|
| Number of Voters: | 1146 |
| Number of Registered Voters: | 3365 |
| | 34% |

TOTAL VOTES CAST - 2009 GENERAL

ELECTION PRECINCT: SQ1, SQ2, SQ3

Name of entity holding election: SANTAQUIN, State of Utah

Total number of registered persons listed in the Official Register Book: 3,536

| OFFICE | CANDIDATE'S NAME | TOTAL VOTES CAST |
|----------------|-------------------------|-----------------------------|
| Mayor | Askerlund, Filip | 495 |
| Mayor | DeGraffenried, James | 570 |
| Council Member | Ahlin, Shayne | 502 |
| Council Member | Lind, Ryan | 510 |
| Council Member | Linford, James | 539 |
| Council Member | Steele, Rick | 545 |

| | |
|---|-----|
| Permenent Absentee Voters: | 45 |
| General Election Absentee Voters: | 14 |
| General Election Early Voters (Absentee Ballots): | 120 |
| Permanent Absentee Ballots not returned | -8 |
| Provisional Ballots | 17 |
| Provisional Ballots uncountable | -6 |

Total ballots counted: 1083-8-6=1069

Official Certification
of City of Saratoga Springs
Municipal General Election Results

Notice is hereby given that the Board of Canvassers certified the results of the November 3, 2009 General Election on Tuesday, November 10, 2009. The following individuals were elected and will take their oath of office at 12:00 noon on the first Monday in January 2010 or as soon thereafter as is practical:

Mayor
Ludmya (Mia) B. Love

City Council
Jim Miller
Michael McOmber

Official Election Results

Mayor
Jeff D. Francom 603
Ludmya (Mia) B. Love 900

Council
Michael McOmber 788
Jim Miller 844
Cecil E. Tuley 775
Michael R. Simpson 504

Saratoga Precinct 01
Total Votes Cast 1034
Total Registered Voters 4190

Saratoga Precinct 02
Total Votes Cast 427
Total Registered Voters 2149

Combined Total Votes Cast 1461
Combined Total Registered Voters 6339
23 % Voter turnout



Spanish Fork City - 2009

AFTER RECOUNT

General Elections - November 3,

| | #1, #4 | #3, #8 | #5, #7, #12 | #2, #6 | #9, #10, #16 | #11, #13, #15 | #14 | Absentee & | |
|--|----------|----------|-------------|----------|--------------|---------------|----------|-------------|---------------|
| | District | District | District | District | District | District | District | Provisional | Totals |
| Mayor (top one is elected) : 1 - four year seat. | | | | | | | | | |
| G. Wayne Andersen | 170 | 242 | 227 | 257 | 364 | 380 | 149 | 24 | 1,813 |
| Sherman E. Huff | 202 | 163 | 241 | 205 | 238 | 245 | 70 | 16 | 1,380 |
| | | | | | | | | | |
| Councilmember (top two are elected): 2 - four year seats. | | | | | | | | | |
| Steve Leifson | 251 | 287 | 363 | 267 | 302 | 312 | 86 | 22 | 1,890 |
| Matthew McEwen | 100 | 104 | 92 | 142 | 231 | 222 | 127 | 10 | 1,028 |
| Keir A. Scoubes | 153 | 223 | 183 | 294 | 377 | 350 | 113 | 18 | 1,711 |
| Seth V. Sorensen | 231 | 196 | 290 | 209 | 289 | 350 | 106 | 29 | 1,700 |
| | | | | | | | | | |
| | | | | | | | | | |
| Total # Voters Voting | 373 | 415 | 474 | 469 | 615 | 635 | 222 | 42 | 3,245 |
| # of Registered Voters | 2456 | 2331 | 1679 | 2025 | 2540 | 3204 | 1132 | | 15,367 |
| % turn out | 15% | 18% | 28% | 23% | 24% | 20% | 20% | | 21% |

SPRINGVILLE CITY MUNICIPAL ELECTION 2009

TABULATION OF ELECTION RETURNS

Official results 11/10/09

| The following information is taken from the election returns of the Municipal General Election held November 3, 2009. | | ELECTION PRECINCT | | | | | | | | TOTALS | % |
|---|---|-------------------|-----------|-----------|-----------|-----------|-----------|-----------|-----------|--------|-------|
| | | #A | #B | #C | #D | #E | #F | #G | #H | | |
| Election Canvass Procedure | Statement of Disposition of Ballots Verified for Accuracy | <i>ak</i> | <i>ak</i> | <i>ak</i> | <i>ak</i> | <i>ak</i> | <i>ak</i> | <i>ak</i> | <i>ak</i> | / | / |
| | Tally List Verified for Accuracy | <i>ak</i> | <i>ak</i> | <i>ak</i> | <i>ak</i> | <i>ak</i> | <i>ak</i> | <i>ak</i> | <i>ak</i> | / | / |
| | Number of registered persons voting as listed in the Official Poll Book | 271 | 160 | 175 | 260 | 408 | 352 | 255 | 185 | 2,066 | 13.6% |
| | Number of registered voters as listed in the Official Register | 2400 | 1699 | 1911 | 1956 | 2490 | 2198 | 2536 | Early | 15,190 | |
| | Percentage Voting per Precinct | 11.3% | 9.4% | 9.2% | 13.3% | 16.4% | 16.0% | 10.1% | | | |

| NAMES OF CANDIDATES OR POSITIONS | OFFICE | #A | #B | #C | #D | #E | #F | #G | #H | TOTALS | % |
|----------------------------------|---------|-----|-----|-----|-----|-----|-----|-----|-----|--------|-------|
| Wilford W. Clyde | Mayor | 248 | 144 | 148 | 236 | 364 | 309 | 221 | 168 | 1,838 | 31.4% |
| Colleen Hatfield | Council | 84 | 46 | 64 | 58 | 117 | 54 | 68 | 31 | 522 | 8.9% |
| Ben Jolley | Council | 137 | 85 | 73 | 145 | 191 | 179 | 150 | 107 | 1,067 | 18.2% |
| Mark W. Packard | Council | 183 | 100 | 108 | 206 | 313 | 246 | 165 | 154 | 1,475 | 25.2% |
| Christine M. Tolman | Council | 113 | 80 | 100 | 100 | 172 | 206 | 116 | 69 | 956 | 16.3% |

765 455 493 745 1157 994 720 529 5,858 100.0%

There were 185 early voter ballots cast this election.
 There were 208 absent-voter ballots cast this election.
 There were 16 provisional ballots cast this election.

Signed _____

Recorder

2009 Election Canvass


November 10, 2009


| CANDIDATES | OFFICE | REGULAR | PROVISIONAL | TOTAL VOTES |
|--------------------|---------|---------|-------------|-------------|
| RANDY E. FARNWORTH | MAYOR | 33 | 1 | 34 |
| DON COSNEY | COUNCIL | 13 | | 13 |
| JEFF R. GILLESPIE | COUNCIL | 24 | | 24 |
| NORMAN G. HOLDAWAY | COUNCIL | 16 | | 16 |
| WAYNE T. HOLDAWAY | COUNCIL | 10 | | 10 |

| CANDIDATES | WRITE IN | REGULAR | PROVISIONAL | TOTAL VOTES |
|----------------|----------|---------|-------------|-------------|
| KEITH HOLDAWAY | MAYOR | 1 | | 1 |
| SEAN FERNANDEZ | MAYOR | 1 | | 1 |
| KEITH HOLDAWAY | COUNCIL | 10 | 1 | 11 |
| DAVID ROBINS | COUNCIL | 5 | | 5 |

Total number to registered persons listed in the Official Register book69
 Total number of regular votes38
 Total number of absentee votes3
 Total number of provisional ballots.....2
 Percentage of voter turn-out.....62.31%

At the election held at Vineyard Elementary School in VI01 voting district in Utah County and State of Utah, on the 3RD day of November, in the year 2009, the named persons received the number of votes annexed to their respective names for the described offices and/or propositions: Total number of votes cast were as listed:


 Dan Wright, Town Clerk/Recorder


 Heather White, Deputy Recorder



Woodland Hills General Election Official Results

November 3, 2009

Canvass November 12, 2009

FOR MAYOR

| | |
|-----------------|-----|
| Steve Lauritzen | 289 |
| Milan Malkovich | 39 |
| Steve Carter | 155 |

FOR CITY COUNCIL

| | |
|---------------|-----|
| Byron Adams | 381 |
| Hilarie Orman | 137 |
| Wendy Pray | 392 |

| | |
|-----------------------------|-----|
| Number of Voters | 481 |
| Number of Registered Voters | 849 |

Mayor Elect Information

Steve Lauritzen

City Councilmember Elect Information

Byron Adams

Wendy Pray

Jody Stones

Jody Stones, City Recorder

